

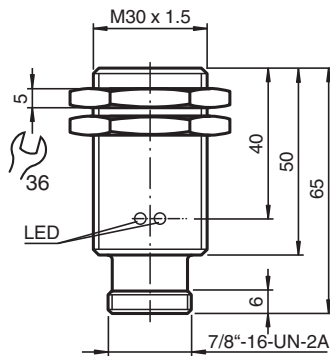
# Inductive sensor

## NBB10-30GM50-WO-V93

- Basic series
- 10 mm flush
- 2-wire AC



### Dimensions



### Technical Data

#### General specifications

Switching function		Normally closed (NC)
Output type		Two-wire
Rated operating distance	$s_n$	10 mm
Installation		flush
Output polarity		AC
Assured operating distance	$s_a$	0 ... 8.1 mm
Actual operating distance	$s_r$	9 ... 11 mm
Reduction factor $r_{AI}$		0.33
Reduction factor $r_{Cu}$		0.28
Reduction factor $r_{304}$		0.81
Output type		2-wire

#### Nominal ratings

Operating voltage	$U_B$	20 ... 253 V
Switching frequency	$f$	0 ... 20 Hz
Hysteresis	$H$	typ. 5 %
Reverse polarity protection		reverse polarity tolerant
Voltage drop	$U_d$	< 5 V ( $I_L > 50$ mA); < 8 V ( $I_L < 50$ mA)
Momentary current (20 ms, 0.1 Hz)		0 ... 1600 mA
Operating current	$I_L$	5 ... 200 mA
Off-state current	$I_r$	0 ... 1.7 mA
Operating voltage indicator		LED, green

Release date: 2022-06-22 Date of issue: 2022-06-22 Filename: 801696\_eng.pdf

Refer to "General Notes Relating to Pepperl+Fuchs Product Information".

Pepperl+Fuchs Group  
www.pepperl-fuchs.com

USA: +1 330 486 0001  
fa-info@us.pepperl-fuchs.com

Germany: +49 621 776 1111  
fa-info@de.pepperl-fuchs.com

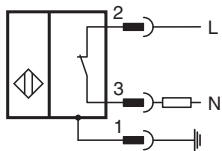
Singapore: +65 6779 9091  
fa-info@sg.pepperl-fuchs.com

**PF** PEPPERL+FUCHS

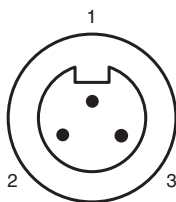
## Technical Data

Switching state indicator	LED, yellow
<b>Compliance with standards and directives</b>	
Standard conformity	
Standards	EN 60947-5-2:2007 IEC 60947-5-2:2007
<b>Approvals and certificates</b>	
UL approval	cULus Listed, General Purpose
CSA approval	cCSAus Listed, General Purpose
CCC approval	Certified by China Compulsory Certification (CCC)
<b>Ambient conditions</b>	
Ambient temperature	-25 ... 70 °C (-13 ... 158 °F)
<b>Mechanical specifications</b>	
Connection type	Connector plug 7/8 inch-16 UN , 3-pin
Housing material	brass, nickel-plated
Sensing face	PBT
Degree of protection	IP67
Note	1) In the temperature range below 0 °C, permissible operating voltage $U_b$ 80...253 V Safety fuse $\leq 0.3$ A (quick-blow) according to IEC 60127-2 Sheet 1 Recommendation: after a short circuit, check that the device is functioning correctly.

## Connection





## Connection Assignment



Wire colors

1	GN	(green)
2	BK	(black)
3	WH	(white)

## Accessories

	<b>BF 30</b>	Mounting flange, 30 mm
	<b>V93-G-YE2M-STOOW</b>	Female cordset, 7/8", 3-pin, STOOW cable

Release date: 2022-06-22 Date of issue: 2022-06-22 Filename: 801696\_eng.pdf